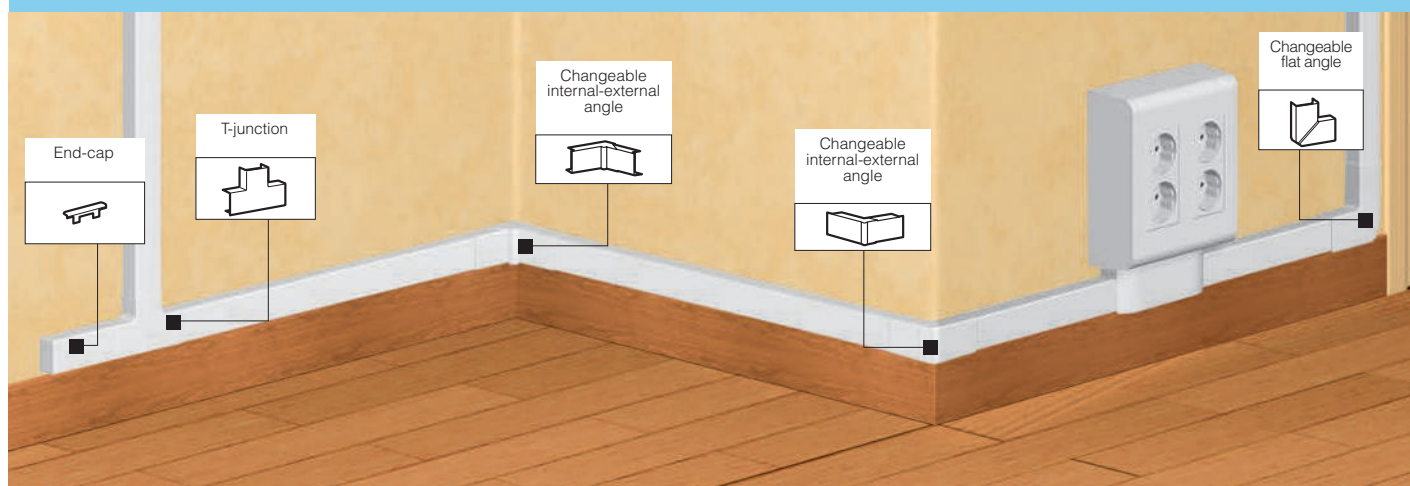


## DLPlus mini trunking

### Profiles and finishing accessories



#### Mini trunking


3m length  
Supplied with cover  
White RAL 9003  
New Cablegrip feature

Pack	Cat. No.	16 x 16 mm cross section
32	6491 01	Mini-trunking - With protective cover and cablegrip
10	301 91	Internal/external bend
10	301 93	Flat elbow
10	301 94	T-Junction
10	312 05	End cap
10	303 88	83.5mm centre mounting block
10	303 79	2 modules Arteor frame
1	788 03 + 802 59	Horizontal cover plate for 3 modules

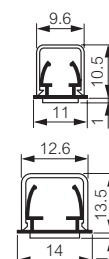
Pack	Cat. No.	25 x 16 mm cross section
20	6491 03	Mini-trunking - With protective cover and cablegrip
10	302 41	Internal/external bend
10	302 43	Flat elbow
10	302 44	T-Junction
10	312 06	End cap
10	303 88	83.5mm centre mounting block
10	303 79	2 modules Arteor™ frame
10	788 03 + 802 59	Horizontal cover plate for 3 modules

Pack	Cat. No.	25 x 25mm cross-section
18	649104	Mini-trunking - With protective cover and cablegrip

Pack	Cat. No.	40 x 25 mm cross section
12	6491 07	Mini-trunking - With protective cover and cablegrip
10	302 86	Internal/external bend
10	302 88	Flat elbow
10	302 28	T-Junction
10	312 14	End cap
10	303 88	83.5mm centre mounting block




















Pack	Cat.No.	Cable guide with adhesive
		This cable guide is used to rapidly attach a cable to a wall without damage. It is equipped with a double base insulating the nail or the staple from the cable. 2 mounting systems are provided: - nail or staple mounting The base is pre-drilled every 10 cm - adhesive foam mounting: foam base equipped with a self-adhesive film (1 mm thick) Length: 2.10 m Supplied with cover Material: PVC
132	300 98	For cable Ø3 to 6 mm
90	300 99	For cable Ø7 and 9 mm



# Adaptable DLP trunking

Bodies, finishing accessories and mounting wiring accessories

White  
length: 2 m

TRUNKING			BODIES, COVERS, PARTITIONS AND ACCESSORIES							
Number of compartments	Cover(s) width (mm)	Dimensions (mm)	Bodies 	Covers 	Division partitions 	Separation partitions 	Body joints 	Cover joints 	End cap 	
1 	 65	35 x 80	104 11	105 21	-	105 84	106 92 or 106 91	108 01	107 22	
	 65	50 x 80	104 12	105 21	-	105 82	106 92 or 106 91	108 01	107 22	
	 85	50 x 105	104 22	105 22	-	105 82	106 92 or 106 91	108 02	107 02	
2 	 65  65	50 x 150	104 42	105 21(x2)	supplied with body	-	106 92 or 106 91	108 01(x2)	107 03	
	 65  65	65 x 150	104 33	105 21(x2)	104 73	-	106 92 or 106 91	108 01(x2)	107 06	
DADO TRUNKING										
		20 x 120	300 89	supplied with body	supplied with body	308 67	-	336 68	337 74	

(1) Internal and external angles include partition junction(s) for installation with multi-compartment trunking

(2) Flat junctions Cat. No. 107 37 and 107 40 are suitable for tap-off to a 105 mm wide profile equipped with a 65 mm cover and flat junctions Cat.No 107 36 and 107 38 are suitable for tap-off to a 105 mm wide profile equipped with a 85 mm cover

BENDS			FLAT JUNCTION <sup>(2)</sup>		
Internal bend <sup>(1)</sup> 85 to 95°	External bend <sup>(1)</sup> 60 to 120°	Flat angle	To width 80 mm	To width 105 mm	
106 01	106 21	107 67	107 35	-	
106 02	106 22	107 67	107 35	-	
106 02	106 22	107 85	107 35	107 36	
106 06	106 35	107 89	107 35	107 36	
106 07	106 36	107 90	107 33	107 38	
336 65	336 66	336 67	336 64	-	

## Fully assembled DLP trunking

### Mounting of wiring accessories

		Cover width		
		65 mm	85 mm	DLP Dado
		Cat. No.	Cat. No.	Cat. No.
ARTEOR SUPPORTS <sup>(1)</sup>				
2 modules		109 52	109 92	316 64 <sup>(1)</sup>
4 modules		109 54	109 94	305 58 <sup>(1)</sup> 317 54 <sup>(2)</sup>
6 modules		109 56	109 96	305 61 <sup>(1)</sup> 317 55 <sup>(2)</sup>
8 modules		109 58	109 98	
(1) Fitted on trunking (2) Fitted beside trunking				

### UNIVERSAL SUPPORTS

		Cover width		
		65 mm	85 mm	DLP Dado
83.5mm		109 46	109 16	316 67 <sup>(1)</sup> 648 161 <sup>(2)</sup>
(1) Fitted on trunking (2) Fitted outside trunking				

### BACK BOX

		Cover width	
		65 mm	85 mm
To mount on 83.5mm universal support		109 37	109 17
To mount on Arteor supports 2 modules		109 27	109 27

# Adaptable DLP trunking 35 x 80 and 50 x 80

Trunking and fittings

White  
length: 2 m

Cat. No. for 50 x 80 trunking



Pack	Cat.No.	Trunking
	white	Suitable for a wide range of requirements and applications: – Distribution: large wiring capacity and wide access to the wiring space – Installation: can be used with ranges: Mosaic and Arteor
		<b>Bodies</b> Supplied without cover Length 2 m
20	104 11 <sup>(1)</sup>	35 x 80 mm
20	104 12 <sup>(1)</sup>	50 x 80 mm
		<b>Flexible cover</b> Fits onto the whole trunking including in internal or external angles Full cover width 65 mm Length 2 m
		<b>Partitions</b> Length 2 m
16	105 84	Self adhesive separation junction for 35 x 80 mm trunking
24	105 82	Separation partition for 50 x 80 mm trunking
		<b>Joints</b>
20	106 91	Body joint, for aligning bases during installation
20	106 92	Body joint, attached with adhesive (fit at the end of installation)
10	108 01	Cover joint

Pack	Cat. No.	Angles and end cap
		<b>Internal and external bends</b> Include the 2 components for the top and bottom of the trunking on which the flexible cover is fitted
10	106 01	Changeable internal bend, from 85° to 95° for 35 x 80 mm trunking
10	106 02	Changeable internal bend, from 85° to 95° for 50 x 80 mm trunking
10	106 21	Changeable external bend, from 60° to 120° for 35 x 80 mm trunking
10	106 22	Changeable external bend, from 60° to 120° for 50 x 80 mm trunking
		<b>Flat angle</b> 90° flat angle
10	107 67	
		<b>End cap</b> Left or right end cap
10	107 22	
		<b>Junctions</b>
		<b>Flat junction</b> For tap-off to a 80 mm wide branch
5	107 35	

(1) Number of metres in pack

# Adaptable DLP trunking 50 x 105

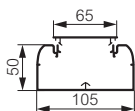
Trunking and fittings

White  
length: 2 m

Cat. No. for 50 x 105 trunking



Pack	Cat.No.	Trunking
		Suitable for a wide range of requirements and applications: – Distribution: large wiring capacity and wide access to the wiring space – Installation: can be used with ranges: Mosaic and Arteor
	white	<b>Bodies</b> Supplied without cover Length 2 m
20	104 22 <sup>(1)</sup>	50 x 105 mm
24	105 22 <sup>(1)</sup>	<b>Flexible cover</b> Fits onto the whole trunking including in internal or external angles Full cover width 85 mm Length 2 m
24	105 82	<b>Partition</b> Separation partition for 50 mm deep trunking Length 2 m
20	106 91	<b>Joints</b> Body joint, for aligning bases during installation
20	106 92	Body joint, attached with adhesive (fit at the end of installation)
10	108 02	Cover joint



Pack	Cat.No.	Junctions
5	107 35	<b>Flat junctions</b> For 50 x 105 mm trunkings To tap-off to a 80 mm wide trunking
5	107 36	For 50 x 105 mm trunkings To tap-off to a 105 mm wide trunking equipped with a 85 mm cover



		<b>Angles and end cap</b>
		<b>Internal and external bends</b> Includes the 2 components for the top and bottom of the trunking on which the flexible cover is fitted
10	106 02	Changeable internal bend, from 85° to 95° for 50 x 105 mm trunking
10	106 22	Changeable external bend, from 60° to 120° for 50 x 105 mm trunking
10	107 85	<b>Flat angle</b> 90° flat angle for 50 x 105 mm trunking
20	107 02	<b>End cap</b> For 50 x 105 mm trunking



(1) Number of metres in pack

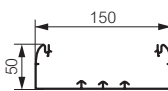






Some items sold separately  
For pack quantity, please refer to numerical index pages.  
For trade price, please see your local HPM legrand representative for the current price list.







# Adaptable DLP trunking 50 x 150

## Trunking and fittings

Cat. No. for 50 x 150 trunking



Pack	Cat.No.	Trunking															
10	104 42 <sup>(1)</sup>	<p>Suitable for a wide range of requirements and applications:</p> <ul style="list-style-type: none"> <li>– Distribution: large wiring capacity and wide access to the wiring space</li> <li>– Installation: can be used with ranges: Mosaic and Arteor</li> </ul> <p><b>Body</b></p> <p>50 x 150 mm Supplied without cover Length 2 m</p>  <p><b>Flexible covers</b></p> <p>Fits on to the whole trunking including in internal or external angles Length 2 m</p> <tr> <td>20</td><td>105 21<sup>(1)</sup></td><td>Partial cover width 65 mm (2 covers required)</td></tr> <tr> <td>8</td><td>105 24<sup>(1)</sup></td><td>Full cover width 130 mm</td></tr> <tr> <td>20</td><td>106 91</td><td> <p><b>Joints</b></p>  <p>Body joint, for aligning bases during installation</p> </td></tr> <tr> <td>20</td><td>106 92</td><td> <p>Body joint, attached with adhesive (fit at the end of installation)</p> </td></tr> <tr> <td>10</td><td>108 01</td><td>  <p>Cover joint (2 cover joints required if used with covers 65 mm)</p> </td></tr>	20	105 21 <sup>(1)</sup>	Partial cover width 65 mm (2 covers required)	8	105 24 <sup>(1)</sup>	Full cover width 130 mm	20	106 91	<p><b>Joints</b></p>  <p>Body joint, for aligning bases during installation</p>	20	106 92	<p>Body joint, attached with adhesive (fit at the end of installation)</p>	10	108 01	 <p>Cover joint (2 cover joints required if used with covers 65 mm)</p>
20	105 21 <sup>(1)</sup>	Partial cover width 65 mm (2 covers required)															
8	105 24 <sup>(1)</sup>	Full cover width 130 mm															
20	106 91	<p><b>Joints</b></p>  <p>Body joint, for aligning bases during installation</p>															
20	106 92	<p>Body joint, attached with adhesive (fit at the end of installation)</p>															
10	108 01	 <p>Cover joint (2 cover joints required if used with covers 65 mm)</p>															

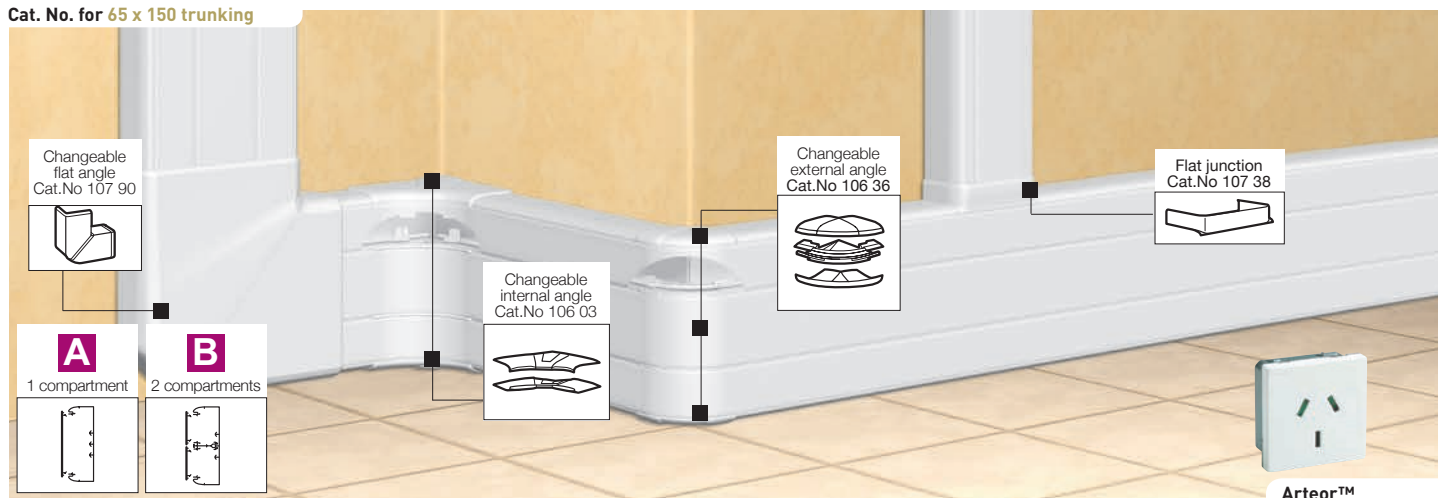
Pack	Cat.No.	Angles and end cap
5	106 06	<p><b>Internal and external bends</b></p> <p>Includes the 2 components for the top and bottom of the trunking and 1 partition junction to ensure continuity of partitions and to hold the cover in place for the 2 compartments trunking only</p>  <p>Changeable internal bend, from 85° to 95°</p>
5	106 35	 <p>Changeable external bend, from 60° to 120°, for 50 x 150 mm trunking</p>
5	107 89	 <p>90° flat angle</p>
10	107 03	 <p>Left or right end cap</p>
5	107 35	<p><b>Junctions</b></p> <p><b>Flat junctions</b></p>  <p>For tap-off to a 80 mm wide trunking</p>
5	107 36	 <p>For tap-off to a 105 mm wide trunking equipped with a 85 mm cover</p>



# Adaptable DLP trunking 65 x 150

## Trunking and fittings

Cat. No. for 65 x 150 trunking



Pack	Cat.No.		Trunking
	1 comp. Cover 130 <b>A</b>	2 comp. Cover 65 <b>B</b>	<p>Suitable for a wide range of requirements and applications:</p> <ul style="list-style-type: none"> <li>- Distribution: large wiring capacity and wide access to the wiring space</li> <li>- Installation: can be used with ranges: Mosaic and Arteor</li> </ul> <p><b>Body</b></p> <p>65 x 150 mm Supplied without cover Length 2 m</p> <p><b>Flexible covers</b></p> <p>Fits on to the whole trunking including internal or external angles Length 2 m</p> <p><b>Partitions</b></p> <p>Length 2 m</p> <p><b>Joints</b></p>
8	104 33(1)		<p>Partial cover width 65 mm Full cover width 130 mm</p> <p>Diagram: A rectangle with dimensions 150 mm (width) and 65 mm (height). Arrows indicate the cover width.</p>
20 8	105 24 <sup>(1)</sup>	105 21	
48	104 73		<p>Division partition, for fitting partial covers</p>
20	106 91		<p>Body joint, for aligning bases during installation</p>
20	106 92		<p>Body joint, attached with adhesive (fit at the end of installation)</p>
10	108 04	108 01	<p>Cover joint</p>

Pack	Cat.No.		Angles and end cap
	1 comp. Cover 130 <b>A</b>	2 comp. Cover 65 <b>B</b>	<p><b>Internal and external bends</b></p> <p>Includes the 2 components for the top and bottom of the trunking and 1 partition junction to ensure continuity of partitions and to hold the cover in place for the 2 compartments trunking only</p>
10	106 03		<p>Changeable internal bend, from 85° to 95° for 65 x 150 mm trunking</p>
5	106 07		<p>Changeable internal bend, from 85° to 95° for 65 x 150 mm trunking</p>

Pack	Cat.No.		Angles and end cap (continued)
	1 comp. Cover 130 <b>A</b>	2 comp. Cover 65 <b>B</b>	
5	106 23		<p>Changeable external bend, from 60° to 120° for 65 x 150 mm trunkings</p>
5	106 36		<p>Changeable external bend, from 60° to 120° for 65 x 150 mm trunkings</p>
5	107 90		<p>90° flat angle</p>
10	107 06		<p>Left or right end cap</p>
			<b>Junctions</b>
5	107 33		<p><b>Flat junctions</b></p> <p>To tap-off to a 80 mm wide branch</p>
5	107 38		<p>To tap-off to a 105 mm wide branch equipped with a 50 mm deep trunking</p>