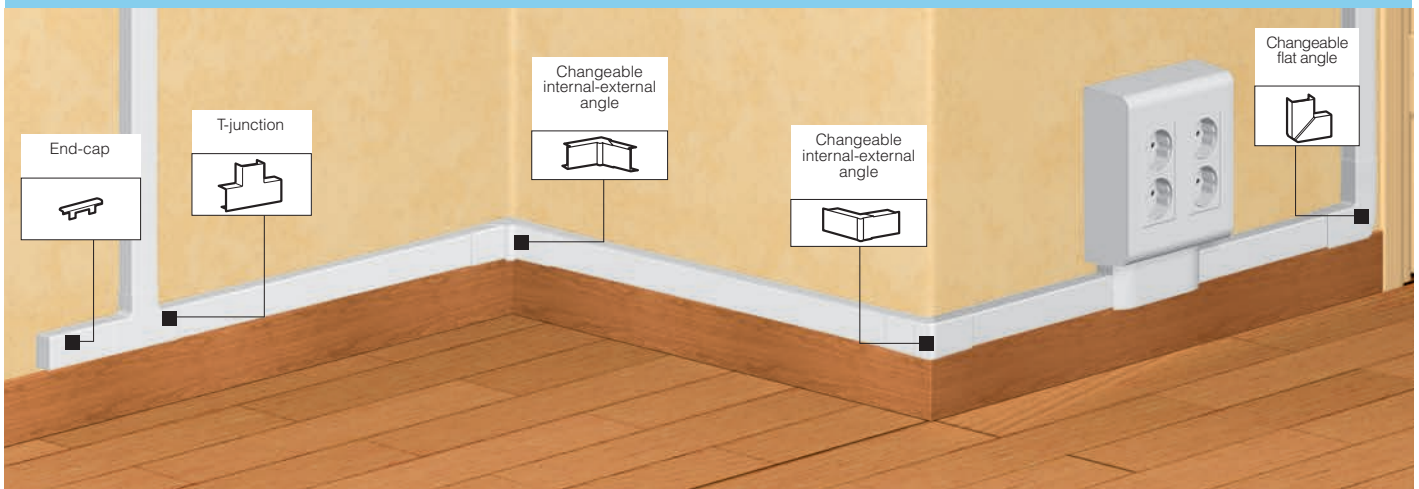


DLPlus mini trunking

Profiles and finishing accessories



Mini trunking
 3m length
 Supplied with cover
 White RAL 9003
 New Cablegrip feature



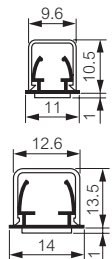
| Pack | Cat. No. | 16 x 16 mm cross section |
|------|-----------------|---|
| 32 | 6491 01 | Mini-trunking - With protective cover and cablegrip |
| 10 | 301 91 | Internal/external bend |
| 10 | 301 93 | Flat elbow |
| 10 | 301 94 | T-Junction |
| 10 | 312 05 | End cap |
| 10 | 303 88 | 83.5mm centre mounting block |
| 10 | 303 79 | 2 modules Arteor frame |
| 1 | 788 03 + 802 59 | Horizontal cover plate for 3 modules |

| Pack | Cat. No. | 25 x 16 mm cross section |
|------|-----------------|---|
| 20 | 6491 03 | Mini-trunking - With protective cover and cablegrip |
| 10 | 302 41 | Internal/external bend |
| 10 | 302 43 | Flat elbow |
| 10 | 302 44 | T-Junction |
| 10 | 312 06 | End cap |
| 10 | 303 88 | 83.5mm centre mounting block |
| 10 | 303 79 | 2 modules Arteor™ frame |
| 10 | 788 03 + 802 59 | Horizontal cover plate for 3 modules |

| Pack | Cat. No. | 25 x 25mm cross-section |
|------|----------|---|
| 18 | 649104 | Mini-trunking - With protective cover and cablegrip |

| Pack | Cat. No. | 40 x 25 mm cross section |
|------|----------|---|
| 12 | 6491 07 | Mini-trunking - With protective cover and cablegrip |
| 10 | 302 86 | Internal/external bend |
| 10 | 302 88 | Flat elbow |
| 10 | 302 28 | T-Junction |
| 10 | 312 14 | End cap |
| 10 | 303 88 | 83.5mm centre mounting block |

| Pack | Cat.No. | Cable guide with adhesive |
|------|---------|--|
| 132 | 300 98 | For cable Ø3 to 6 mm This cable guide is used to rapidly attach a cable to a wall without damage. It is equipped with a double base insulating the nail or the staple from the cable. 2 mounting systems are provided: - nail or staple mounting The base is pre-drilled every 10 cm - adhesive foam mounting: foam base equipped with a self-adhesive film (1 mm thick) Length: 2.10 m Supplied with cover Material: PVC |
| 90 | 300 99 | For cable Ø7 and 9 mm |



Adaptable DLP trunking

Bodies, finishing accessories and mounting wiring accessories

White
length: 2 m

| TRUNKING | | | BODIES, COVERS, PARTITIONS AND ACCESSORIES | | | | | | |
|------------------------|---------------------|-----------------|--|--------------------|---------------------|-----------------------|------------------|--------------|---------|
| Number of compartments | Cover(s) width (mm) | Dimensions (mm) | Bodies | Covers | Division partitions | Separation partitions | Body joints | Cover joints | End cap |
| 1 | | 35 x 80 | | | - | | | | |
| | | 50 x 80 | 104 12 | 105 21 | - | 105 82 | 106 92 or 106 91 | 108 01 | 107 22 |
| | | 50 x 105 | 104 22 | 105 22 | - | 105 82 | 106 92 or 106 91 | 108 02 | 107 02 |
| 2 | | 50 x 150 | 104 42 | 105 21(x2) | supplied with body | - | 106 92 or 106 91 | 108 01(x2) | 107 03 |
| | | 65 x 150 | 104 33 | 105 21(x2) | 104 73 | - | 106 92 or 106 91 | 108 01(x2) | 107 06 |
| DADO TRUNKING | | | | | | | | | |
| | | 20 x 120 | 300 89 | supplied with body | supplied with body | 308 67 | - | 336 68 | 337 74 |

(1) Internal and external angles include partition junction(s) for installation with multi-compartment trunking
 (2) Flat junctions Cat. No. 107 37 and 107 40 are suitable for tap-off to a 105 mm wide profile equipped with a 65 mm cover and flat junctions Cat.No 107 36 and 107 38 are suitable for tap-off to a 105 mm wide profile equipped with a 85 mm cover

| | BENDS | | | FLAT JUNCTION ⁽²⁾ | |
|--|---|--|------------|------------------------------|--------------------|
| | Internal bend ⁽¹⁾ 85 to 95° | External bend ⁽¹⁾ 60 to 120° | Flat angle | To width 80 mm | To width 105 mm |
| | | | | | |
| | 106 01 | 106 21 | 107 67 | 107 35 | - |
| | 106 02 | 106 22 | 107 67 | 107 35 | - |
| | 106 02 | 106 22 | 107 85 | 107 35 | 107 36 |
| | 106 06 | 106 35 | 107 89 | 107 35 | 107 36 |
| | 106 07 | 106 36 | 107 90 | 107 33 | 107 38 |
| | 336 65 | 336 66 | 336 67 | 336 64 | - |

Fully assembled DLP trunking

Mounting of wiring accessories

| | | Cover width | | |
|--|--|-------------|----------|--|
| | | 65 mm | 85 mm | DLP Dado |
| | | Cat. No. | Cat. No. | Cat. No. |
| ARTEOR SUPPORTS⁽¹⁾ | | | | |
| 2 modules | | 109 52 | 109 92 | 316 64 ⁽¹⁾ |
| 4 modules | | 109 54 | 109 94 | 305 58 ⁽¹⁾ 317 54 ⁽²⁾ |
| 6 modules | | 109 56 | 109 96 | 305 61 ⁽¹⁾ 317 55 ⁽²⁾ |
| 8 modules | | 109 58 | 109 98 | |
| (1) Fitted on trunking (2) Fitted beside trunking | | | | |

| UNIVERSAL SUPPORTS | | | | |
|---|--|-------------|--------|---|
| | | Cover width | | |
| | | 65 mm | 85 mm | DLP Dado |
| 83.5mm | | 109 46 | 109 16 | 316 67 ⁽¹⁾ 648 161 ⁽²⁾ |
| (1) Fitted on trunking (2) Fitted outside trunking | | | | |

| BACK BOX | | | |
|--|--|-------------|--------|
| | | Cover width | |
| | | 65 mm | 85 mm |
| To mount on 83.5mm universal support | | 109 37 | 109 17 |
| To mount on Arteor supports 2 modules | | 109 27 | 109 27 |

Adaptable DLP trunking 35 x 80 and 50 x 80

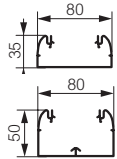
Trunking and fittings

White
length: 2 m

Cat. No. for 50 x 80 trunking



| Pack | Cat.No. | Trunking |
|------|-----------------------|--|
| | | Suitable for a wide range of requirements and applications: – Distribution: large wiring capacity and wide access to the wiring space – Installation: can be used with ranges: Mosaic and Arteor |
| | | Bodies Supplied without cover Length 2 m |
| 20 | 104 11 ⁽¹⁾ | 35 x 80 mm |
| 20 | 104 12 ⁽¹⁾ | 50 x 80 mm |
| | | Flexible cover Fits onto the whole trunking including in internal or external angles Full cover width 65 mm Length 2 m |
| 20 | 105 21 ⁽¹⁾ | |
| | | Partitions Length 2 m |
| 16 | 105 84 | Self adhesive separation junction for 35 x 80 mm trunking |
| 24 | 105 82 | Separation partition for 50 x 80 mm trunking |
| | | Joints |
| 20 | 106 91 | Body joint, for aligning bases during installation |
| 20 | 106 92 | Body joint, attached with adhesive (fit at the end of installation) |
| 10 | 108 01 | Cover joint |



| Pack | Cat. No. | Angles and end cap |
|------|----------|---|
| | | Internal and external bends Include the 2 components for the top and bottom of the trunking on which the flexible cover is fitted |
| 10 | 106 01 | Changeable internal bend, from 85° to 95° for 35 x 80 mm trunking |
| 10 | 106 02 | Changeable internal bend, from 85° to 95° for 50 x 80 mm trunking |
| 10 | 106 21 | Changeable external bend, from 60° to 120° for 35 x 80 mm trunking |
| 10 | 106 22 | Changeable external bend, from 60° to 120° for 50 x 80 mm trunking |
| | | Flat angle |
| 10 | 107 67 | 90° flat angle |
| | | End cap |
| 10 | 107 22 | Left or right end cap |
| | | Junctions |
| | | Flat junction |
| 5 | 107 35 | For tap-off to a 80 mm wide branch |

(1) Number of metres in pack

Adaptable DLP trunking 50 x 105

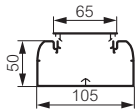
Trunking and fittings

White
length: 2 m

Cat. No. for 50 x 105 trunking



| Pack | Cat.No. | Trunking |
|------|-----------------------|---|
| | white | <p>Suitable for a wide range of requirements and applications:</p> <ul style="list-style-type: none"> - Distribution: large wiring capacity and wide access to the wiring space - Installation: can be used with ranges: Mosaic and Arteor <p>Bodies Supplied without cover Length 2 m</p> |
| 20 | 104 22 ⁽¹⁾ | 50 x 105 mm |
| 24 | 105 22 ⁽¹⁾ | <p>Flexible cover Fits onto the whole trunking including in internal or external angles Full cover width 85 mm Length 2 m</p> |
| 24 | 105 82 | <p>Partition Separation partition for 50 mm deep trunking Length 2 m</p> |
| 20 | 106 91 | <p>Joints Body joint, for aligning bases during installation</p> |
| 20 | 106 92 | <p>Body joint, attached with adhesive (fit at the end of installation)</p> |
| 10 | 108 02 | <p>Cover joint</p> |



| Pack | Cat.No. | Junctions |
|------|---------|---|
| 5 | 107 35 | <p>Flat junctions For 50 x 105 mm trunkings To tap-off to a 80 mm wide trunking</p> |
| 5 | 107 36 | <p>For 50 x 105 mm trunkings To tap-off to a 105 mm wide trunking equipped with a 85 mm cover</p> |

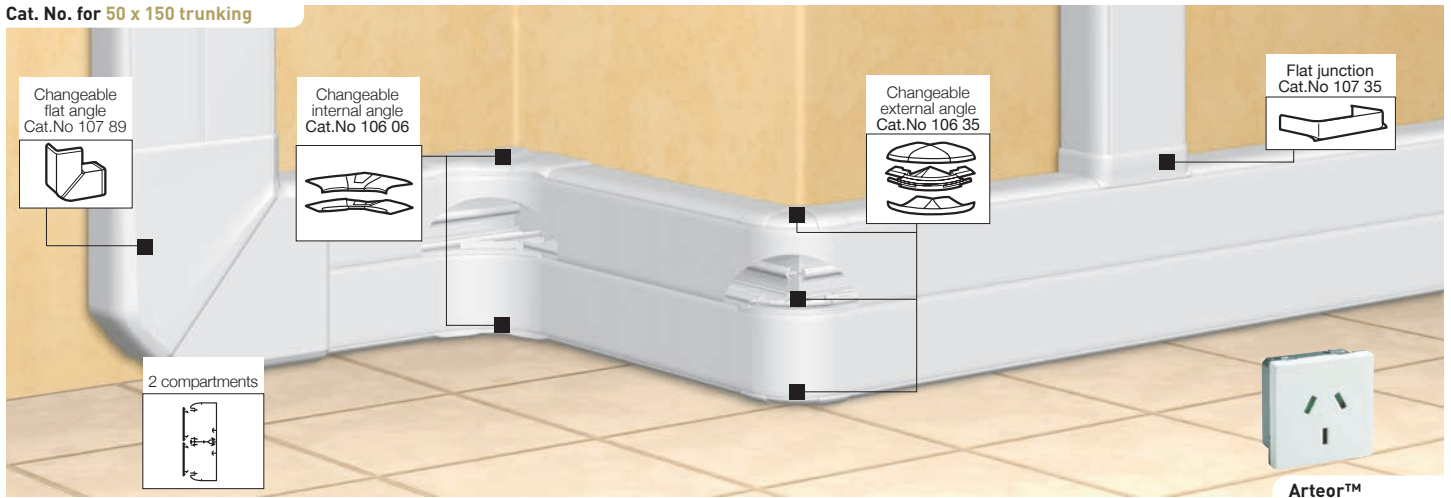
| Pack | Cat.No. | Angles and end cap |
|------|---------|--|
| | | <p>Internal and external bends Includes the 2 components for the top and bottom of the trunking on which the flexible cover is fitted</p> |
| 10 | 106 02 | <p>Changeable internal bend, from 85° to 95° for 50 x 105 mm trunking</p> |
| 10 | 106 22 | <p>Changeable external bend, from 60° to 120° for 50 x 105 mm trunking</p> |
| 10 | 107 85 | <p>Flat angle 90° flat angle for 50 x 105 mm trunking</p> |
| 20 | 107 02 | <p>End cap For 50 x 105 mm trunking</p> |

(1) Number of metres in pack

Adaptable DLP trunking 50 x 150

Trunking and fittings

Cat. No. for 50 x 150 trunking



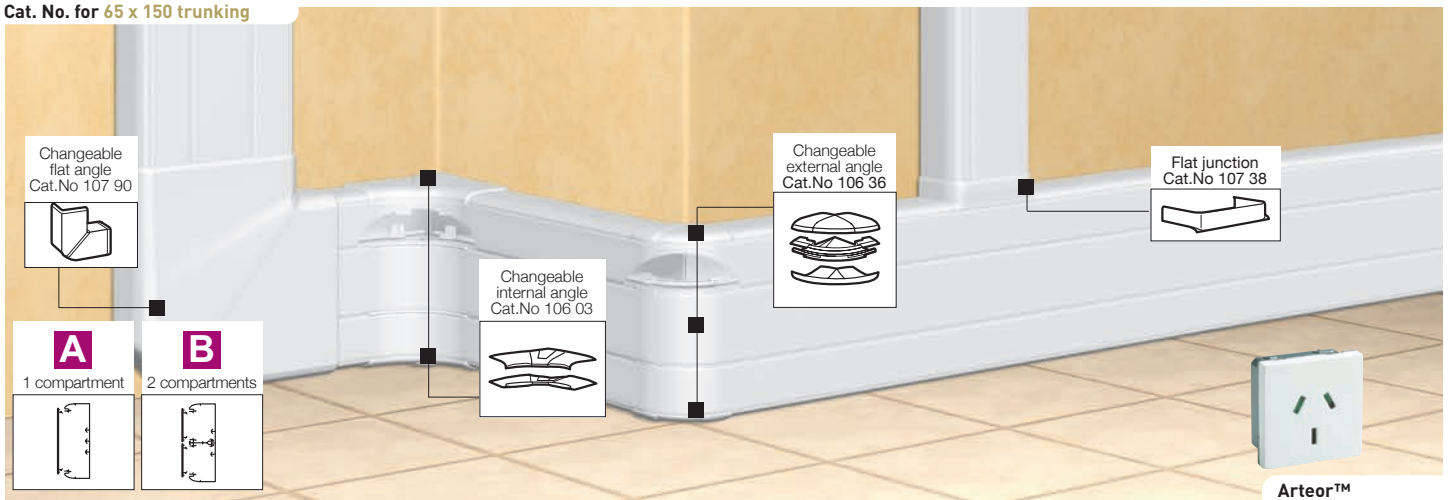
| Pack | Cat.No. | Trunking |
|------|-----------------------|---|
| 10 | 104 42 ⁽¹⁾ | <p>Suitable for a wide range of requirements and applications:</p> <ul style="list-style-type: none"> - Distribution: large wiring capacity and wide access to the wiring space - Installation: can be used with ranges: Mosaic and Arteor <p>Body</p> <p>50 x 150 mm Supplied without cover Length 2 m</p> <p>Flexible covers</p> <p>Fits on to the whole trunking including in internal or external angles Length 2 m</p> <p>20 8</p> |
| | 105 21 ⁽¹⁾ | Partial cover width 65 mm (2 covers required) |
| | 105 24 ⁽¹⁾ | Full cover width 130 mm |
| 20 | 106 91 | <p>Joints</p> <p>Body joint, for aligning bases during installation</p> |
| 20 | 106 92 | Body joint, attached with adhesive (fit at the end of installation) |
| 10 | 108 01 | <p>Cover joint (2 cover joints required if used with covers 65 mm)</p> |

| Pack | Cat.No. | Angles and end cap |
|------|---------|--|
| 5 | 106 06 | <p>Internal and external bends</p> <p>Includes the 2 components for the top and bottom of the trunking and 1 partition junction to ensure continuity of partitions and to hold the cover in place for the 2 compartments trunking only</p> <p>Changeable internal bend, from 85° to 95°</p> <p>Changeable external bend, from 60° to 120°, for 50 x 150 mm trunking</p> |
| 5 | 106 35 | |
| 5 | 107 89 | <p>90° flat angle</p> |
| 10 | 107 03 | <p>Left or right end cap</p> |
| | | <p>Junctions</p> <p>Flat junctions</p> <p>For tap-off to a 80 mm wide trunking</p> <p>For tap-off to a 105 mm wide trunking equipped with a 85 mm cover</p> |
| 5 | 107 35 | |
| 5 | 107 36 | |

Adaptable DLP trunking 65 x 150

Trunking and fittings

Cat. No. for 65 x 150 trunking



| Pack | Cat.No. | Trunking | | |
|-------------------------------------|------------------------------------|--|-------------------------------------|------------------------------------|
| | | Suitable for a wide range of requirements and applications: – Distribution: large wiring capacity and wide access to the wiring space – Installation: can be used with ranges: Mosaic and Arteor | | |
| | | <table border="0"> <tr> <td>1 comp. Cover 130 A</td> <td>2 comp. Cover 65 B</td> </tr> </table> | 1 comp. Cover 130 A | 2 comp. Cover 65 B |
| 1 comp. Cover 130 A | 2 comp. Cover 65 B | | | |
| 8 | 104 33(1) | Body 65 x 150 mm Supplied without cover Length 2 m | | |
| | | Flexible covers Fits on to the whole trunking including internal or external angles Length 2 m Partial cover width 65 mm Full cover width 130 mm | | |
| 20 8 | 105 21 105 24 ⁽¹⁾ | Partitions Length 2 m Division partition, for fitting partial covers | | |
| 48 | 104 73 | Joints Body joint, for aligning bases during installation Body joint, attached with adhesive (fit at the end of installation) Cover joint | | |
| 20 | 106 91 | | | |
| 20 | 106 92 | | | |
| 10 | 108 04 108 01 | | | |

| Pack | Cat.No. | Angles and end cap | | |
|-------------------------------------|------------------------------------|--|-------------------------------------|------------------------------------|
| | | <table border="0"> <tr> <td>1 comp. Cover 130 A</td> <td>2 comp. Cover 65 B</td> </tr> </table> | 1 comp. Cover 130 A | 2 comp. Cover 65 B |
| 1 comp. Cover 130 A | 2 comp. Cover 65 B | | | |
| 10 | 106 03 | Internal and external bends Includes the 2 components for the top and bottom of the trunking and 1 partition junction to ensure continuity of partitions and to hold the cover in place for the 2 compartments trunking only Changeable internal bend, from 85° to 95° for 65 x 150 mm trunking Changeable internal bend, from 85° to 95° for 65 x 150 mm trunking | | |
| 5 | 106 07 | | | |

| Pack | Cat.No. | Angles and end cap (continued) | | |
|-------------------------------------|------------------------------------|--|-------------------------------------|------------------------------------|
| | | <table border="0"> <tr> <td>1 comp. Cover 130 A</td> <td>2 comp. Cover 65 B</td> </tr> </table> | 1 comp. Cover 130 A | 2 comp. Cover 65 B |
| 1 comp. Cover 130 A | 2 comp. Cover 65 B | | | |
| 5 | 106 23 | Changeable external bend, from 60° to 120° for 65 x 150 mm trunkings | | |
| 5 | 106 36 | Changeable external bend, from 60° to 120° for 65 x 150 mm trunkings | | |
| 5 | 107 90 | 90° flat angle | | |
| 10 | 107 06 | Left or right end cap | | |
| | | Junctions Flat junctions To tap-off to a 80 mm wide branch To tap-off to a 105 mm wide branch equipped with a 50 mm deep trunking | | |
| 5 | 107 33 | | | |
| 5 | 107 38 | | | |