


Fire Door Release Relay - DC Power HUB

The 4-way Fire Door Release Relay / Switched DC Power Hub is a universal 1-in-4-out power distribution and switching hub, specifically designed for distribution and switching of DC power to electronic door locking devices. It offers a single input for connection to a DC power supply and 4 universal fused outputs with each output offering both "Always On" and "Switched" connections. This allows other control systems such as fire alarm panels to disconnect power to locks etc. under certain conditions to provide free access at access controlled Doors. The control sense input can be configured for normally closed/normally open contacts or constant 12V/24VDC outputs from the external control or fire alarm system.




Ordering Options **995916** Fire Door Release Relay / Switched DC Power Hub


Passive Relay Cards

2 x10 Amp Relay Card (Connected Strip of 8)

The 2 x 10Amp x 8 Relay Board provides low voltage, high current relay outputs, offering a general purpose switching interface. The Relay Card is supplied as a strip of 8 boards with a common DC supply connection that can be used complete with all 16 relays or broken down to the required size. The relays can be switched by any open collector auxiliary output capable of switching up to 50mA.



995083M



995085

1Amp DPDT Relay Card

The 1 Amp Double-Pole, Double-Throw Relay Card provides low voltage relay outputs offering a general purpose switched interface. A single relay is provided with connections for two independent sets of contacts. The relays can be switched by any open collector auxiliary output capable of switching a minimum of 20mA.


Ordering Options

995083M 2 x10Amp x 8 Relay Card


995085 1Amp DPDT Relay Card

LAN Hubs & Power +/- Hub


Four types of passive LAN HUBs are available for the distribution of Integrati or Concept RS-485 networks and detector +/- power. The 995911 provides a single 10 way HUB or can be broken into 3 to provide 2 x 3 way sections and 1 x 4 way. The 995915 provides a single compact 8 way HUB. The 995910 provides a single 9 way HUB with additional terminals for detector positive and zero volt connections. The 995914 provides a single 32 way HUB for detector positive and zero volt connections. All HUBs include an LED power indicator and are supplied complete with terminal blocks and mounting posts/self-adhesive mounts.




995911



995915



995910



995914

Ordering Options

995911 LAN Hub board (Breakaway Version)

995915 Mini LAN Hub board 8 Way


995910 LAN Hub board 9 Way (With DET+ & 0V)

995914 DET Power LAN Hub board (32 Way DET+ & 0V)

Surge Diverters

Where Integrati or Concept hardware is installed in locations and environments where a very high level of transient electrical activity might be anticipated, the addition of Inner Range Advanced Surge Protection Devices adds a further layer of transient protection.

There are three unique Inner Range Advanced Surge Protection Devices with each device purpose built to provide additional protection in line with the most vulnerable components of the system circuitry: The phone line, the power supply and the Controller RS-485 LAN.



Ordering Options

995040 Low Voltage AC and Battery Surge Diverter

995041 Inner Range RS-485 LAN Surge Diverter

995042 PSTN (Telecom) Line Surge Diverter