

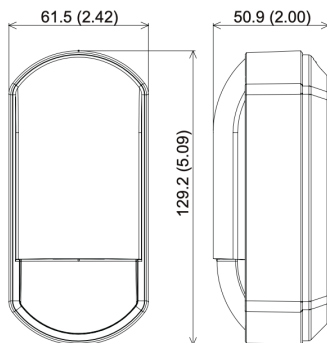
Professional hardwired, pet immune, indoor motion detector with 12m detection range. The perfect choice for residential to commercial applications in standard environments.

Features


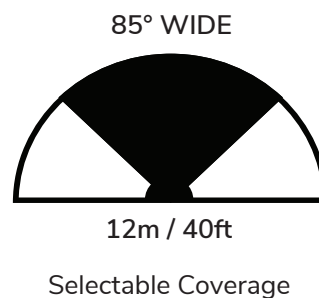
- Customisable field of view – select a wide or narrow detection area by rotating the lens within the case.
- Easily Viewable LED Color - LED color is green and viewable from distance.
- Human-Catch Element - designed to create proper detection areas and optimize detection sensitivity.
- Refined Spherical Lens -provides a precise focal length to each of the multiple lens segments which enables precise detection without distortion.
- SMDA - By analysing detection patterns and environmental information, SMDA improves immunity against various noise factors such as climate changes.
- 180 Degree Cover Lock The front cover can be opened and closed by turning the captive screw lock 180 degrees with a flat head screwdriver.



Dimensions - mm (inch)



Detection Area



Basic Features

HUMAN CATCH ELEMENT



The new element size has been designed to create larger detection areas and optimize sensitivity whilst still eliminating alarms normally generated by small animals.

SMDA LOGIC




By analysing detection patterns and environmental information, SMDA improves immunity against various noise factors such as climate changes and vegetation sways.

180 DEGREE COVER LOCK



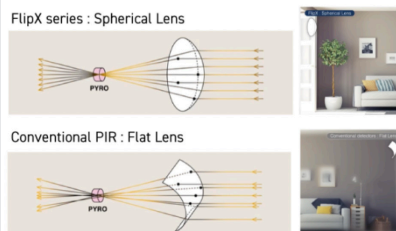
The front cover can be opened and closed by turning the captive screw lock 180 degrees with a flat head screwdriver.

CONFIGURABLE LENS



Select a wide or narrow area with one lens, simply by turning the lens upside down.

REFINED SPHERICAL LENS



Provides a precise focal length to each of the multiple lens segments which enables precise detection without distortion.


EASILY VIEWABLE



LED colour is green and easily viewable from a distance.

Specific Features

PET IMMUNITY



Passive model gives high false alarm protection with excellent tolerance to spot temperature changes from small animals and pets up to 13kg or 30cm in height.

Specifications

| Part Number | IR-D-P1 | IR-D-P1E | IR-D-P2E | IR-D-P3E |
|--------------------------|---|---|---|---|
| Model Name | PIR | COMMERCIAL PIR | COMMERCIAL DUAL-TECH | COMMERCIAL TRI-TECH |
| Mounting Height | 2.0 to 3.0 m (6'7" to 9'8") | | | |
| Detection Method | Passive infrared | Passive infrared | Passive infrared & Microwave | Passive infrared & Microwave |
| Coverage | Wide: 12 m (40') 85° Narrow: 18 m (60') 5° (MW will be stopped in "Narrow" setting) | Wide: 15 m (50') 85° Narrow: 24 m (80') 5° (MW will be stopped in "Narrow" setting) | | Wide: 15 m (50 ft.) 85° Narrow: 24 m (80 ft.) 5° (No MW detection at "Narrow" setting) |
| Alarm Period | 2.0 ± 0.5 s | | | |
| Warm-up Period | Approx. 60 s (LED blinks) | | | |
| LED Indicator | Green: [1] Warm-up [2] Alarm | | | Multiple: Warm-up / Green: Alarm and Masking detection Yellow: Self test error / Red: Low voltage |
| Power Input | 9.5 to 16 V DC | | | |
| Current Draw | 8 mA (normal) 11 mA (max.) at 12 V DC | 8 mA (normal) 11 mA (max.) at 12 V DC | 11 mA (normal) 14 mA (max.) at 12 V DC | 16 mA (normal) 21 mA (max.) at 12 V DC |
| Relay Output | Trouble | - | | N.C. 24 V DC 0.1 A max. (Resistive load) |
| | Alarm | N.C. 24 V DC 0.1 A max. (Resistive load) | | |
| | Tamper | N.C. 24 V DC 0.1 A max. (Resistive load) (Open when the cover is removed) | | |
| Remote LED | ✓ | | | |
| Animal Detection | Safe for animals up to 13kg or 30cm in height | Small Animal / Rodent Safe | | |
| Operation Temperature | -20°C to +50°C (-4°F to +122°F) | -20°C to +45°C (-4°F to +113°F) | -20°C to +45°C (-4°F to +113°F) | -20°C to +45°C (-4°F to +113°F) |
| Temperature Compensation | Digital (SMDA) | | | |
| Relative Humidity | 95% RH max. | | | |
| Dimension | H: 129.2 x W: 61.5 x D: 50.9 mm (H: 5.09" x W: 2.42" x D: 2.00") | | | H: 159.1 mm x W: 62.2 mm x D: 55.7 mm (H: 5.09" x W: 2.42" x D: 2.00") |
| Weight | 90 g (3.17 oz) | 95 g (3.35 oz) | 110 g (3.88 oz) | 200 g (7.05 oz) |

Specifications and designs are subject to change without prior notice. These units are designed to detect an intruder and activate an alarm control panel. Being only a part of a complete system, we cannot accept responsibility for any damages or other consequences resulting from an intrusion. Tri models (IR-D-P3E) is certified to NF&A2P when operation temperatures are -10°C to +55°C (14°F to +131°F).

Ordering Options



IR-D-P1
Professional Hardwired
Indoor Motion Detector,
12m Range, Pet
Immune

Other Available Models



IR-D-P1E
Passive Infrared
Detector, 15m Range



IR-D-P2E
Dual Technology
Passive Infrared &
Microwave Detector,
15m Range



IR-D-P3E
Tri Technology Passive
Infrared, Microwave
with Anti Mask
Detector, 15m Range